



## Reception – 1/3/21

We are so excited to be welcoming you all back to school next Monday! Well done for all of your hard work! 😊  
Don't forget to enter our exciting Science Selfie competition!  
There will be a prize for the winning entry!

### Monday

**Maths:** Keep using The White Rose Maths lessons. There are videos to watch which introduce each new concept and then linked activities are provided to try at home.

Session 1: Comparing Height – Taller and Shorter

<https://whiterosemaths.com/homelearning/early-years/growing-6-7-8-week-3/>

I have put a related Powerpoint and Activity Sheet in the Reception Maths folder on Teams.

Please continue to use Numbots (see login details on Teams). This is an excellent app which helps the children to develop a firm foundation in number. I would also recommend watching some of the Jack Hartmann youtube videos- there are some very catchy songs! Practical Maths activities are the best way for Reception children to learn so look out for shapes, count out pennies, do some baking and have a number hunt!

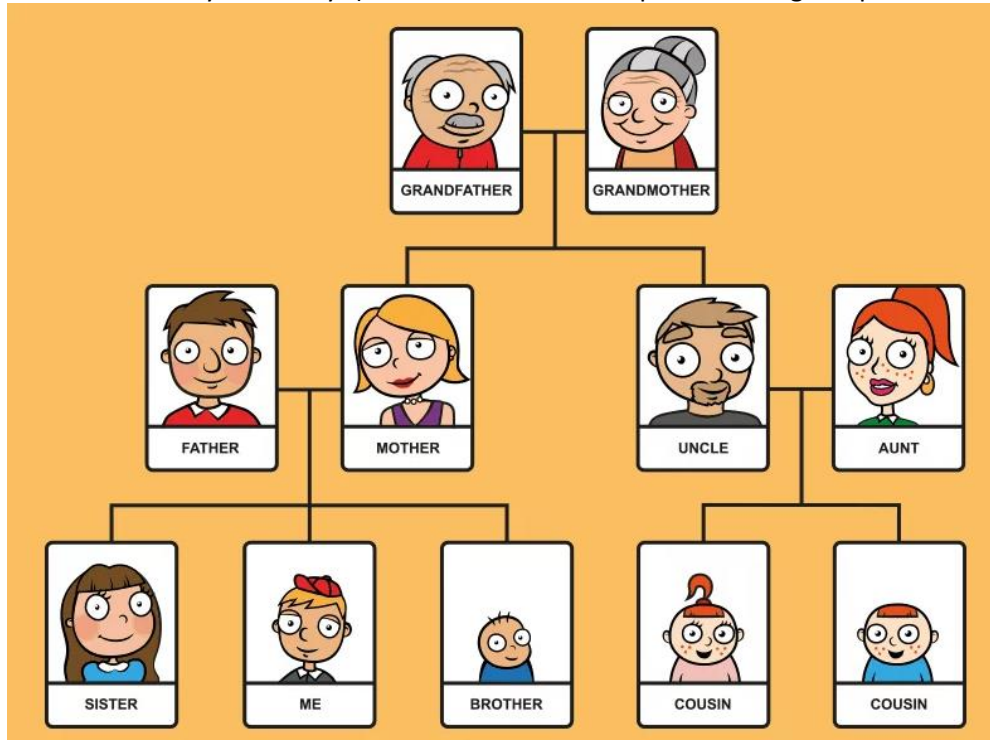
**Reading:** It is really important to keep reading for around 20 minutes every day. The Oxford Owl website really is brilliant and has a large range of books which are perfect for Reception children- please do use it! In the 'Oxford Owl for School' section where it says 'My Class Login', add 'awesome class 1' and 'Elmer' to access the site. On the side of each book is a little colour marker. The Reception children are best to choose books with a lilac, pink or red marker to start off with. The books get progressively harder as you scroll through the colour bands.

**Phonics:** Use the Teach Your Monster to Read App and the Monster Phonics App to work through some of the phonics games, daily. Phonicsplay and Twinkl are other excellent sites containing phonics activities and games. We are currently working on Phase 2/3

phonics with Reception- learning the letters and sounds and blending/ segmenting them to read and write simple words. I will be adding any Monster Phonics PowerPoints and resources which you could try at home, to a folder on Teams. That way, you will be able to access these even if you can't make the meetings. There are also some high frequency word activities in the folder- these are words which Reception children need to start to learn by sight. Our focus sound for this week will be 'ur'.

English: Watch and enjoy the story 'What the Ladybird Heard': <https://www.youtube.com/watch?v=Eu9mPX7DuLA> . Listen again and join in with any animal sounds. Ask your child: What did you like about the story? Which animals lived on the farm? What were the thieves planning to steal? What was the ladybird's clever plan? What might the ladybird have said at the end? Draw a picture of the ladybird and write a speech bubble, e.g. "My plan worked!" or "I saved the prize cow!"

History: Look at the 'Family Tree Powerpoint' on Teams then have a look online at some Royal family trees. Now you are going to try to make one for your family. (Think about the terms 'parent' and 'grandparent' and the relationship between them.)



Tuesday

Maths:

Session 2 - Comparing Length - Longer and Shorter

<https://whiterosemaths.com/homelearning/early-years/growing-6-7-8-week-3/>

I have put a related Powerpoint and Activity Sheet in the Reception Maths folder on Teams.

Reading: See Monday

Phonics: See Monday

English: Listen to the song 'Old Macdonald had a Farm' and join in with any verses that you know.

[https://www.youtube.com/watch?v=1UA1-OI\\_fk](https://www.youtube.com/watch?v=1UA1-OI_fk)

Ask your child if there are any animals in the song which are also in the story 'What the Ladybird Heard'. Can they name them? Ask them to choose one or two of these animals. Encourage them to draw and label the animals using their phonic knowledge to help spell the words. They could write a sentence about their animal too.

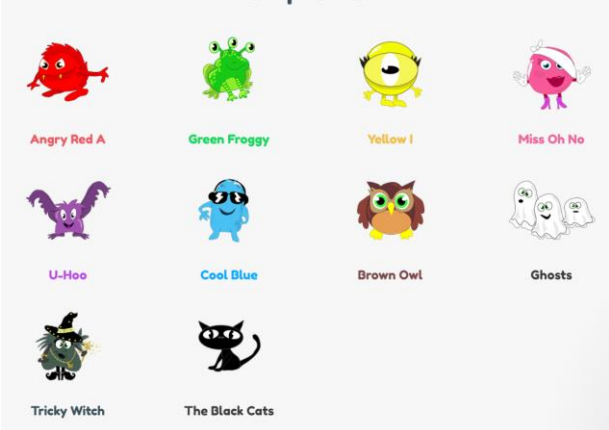
Science: Watch the BBC Clip <https://www.bbc.co.uk/teach/class-clips-video/science-ks1-ks2-seasonal-changes-behaviour-animals-growth-cycle-plants/zfynvk7>

Science KS1 / KS2: How spring affects plants and animals

We are going to be making bird feeders in school this week. You could try to make one yourself. We'll be using seeds, nuts, cheese and lard in our feeders but you can use most things you have leftover. Just remember to check they are suitable for garden birds to eat! There are some different instructions for a variety of types of feeders that you could make here:

<https://www.bbc.co.uk/cbeebies/makes/bird-feeder>



<p style="text-align: center;">Wednesday</p>	<p>Maths:          Session 3 - Days of the Week  <a href="https://whiterosemaths.com/homelearning/early-years/growing-6-7-8-week-3/">https://whiterosemaths.com/homelearning/early-years/growing-6-7-8-week-3/</a>          I have put a related Powerpoint and Activity Sheet in the Reception Maths folder on Teams.</p>
	<p><u>Reading</u>: See Monday  <u>Phonics</u>: See Monday  <u>English</u>: What else is on a farm, apart from animals? Look at the map used in the story <a href="https://www.youtube.com/watch?v=Eu9mPX7DuLA">https://www.youtube.com/watch?v=Eu9mPX7DuLA</a> and listen to the directions (1:12 – 1:25). What is on the map? Explore some maps of farms online to help with ideas. Farmer Ted’s can be found here: <a href="https://www.farmerteds.com/farmer-teds-map">https://www.farmerteds.com/farmer-teds-map</a> or perhaps you have visited a farm as a family. ‘A Year on Your Farm’ game <a href="https://www.bbc.co.uk/cbeebies/games/down-on-the-farm-a-year-on-your-farm">https://www.bbc.co.uk/cbeebies/games/down-on-the-farm-a-year-on-your-farm</a> may also provide more ideas. Ask your child to design and draw a map of their own farm. They can choose what they’d like to be on their farm! If you have toy farm animals at home, you could use these to help design it. Help your child to draw a farm map and encourage them to label it using phonics to sound out and spell the words.</p>
	<p><u>Geography</u>:          Look on Google Earth and in an Atlas. With a grown up, zoom in on the four countries of the United Kingdom? Have you visited Scotland, Wales or Northern Ireland? Do you know the names of any cities in the UK. Enjoy exploring! 😊</p>
<p style="text-align: center;">Thursday  <b>WORLD BOOK DAY</b>  <b>DAY</b></p>	<p>Enjoy celebrating World Book Day today. Here are some activities that you could try...</p> <ol style="list-style-type: none"> <li>1. Enjoy dressing up as your favourite Monster Phonics character! Who will you be? Don’t forget to send us your photos!</li> </ol> <div style="text-align: center;">  </div>

2. Explore the world of books on the World Book Day website:

<https://www.worldbookday.com/share-a-story-corner/>

There are some lovely video books to share. The 'Share A Story Corner' videos have familiar characters and easy to follow stories, and tips for reading together. Look at the pictures together, guess what the characters are up to and predict what will happen next. You might also like to look at the online author and illustrator sessions - they are excellent.

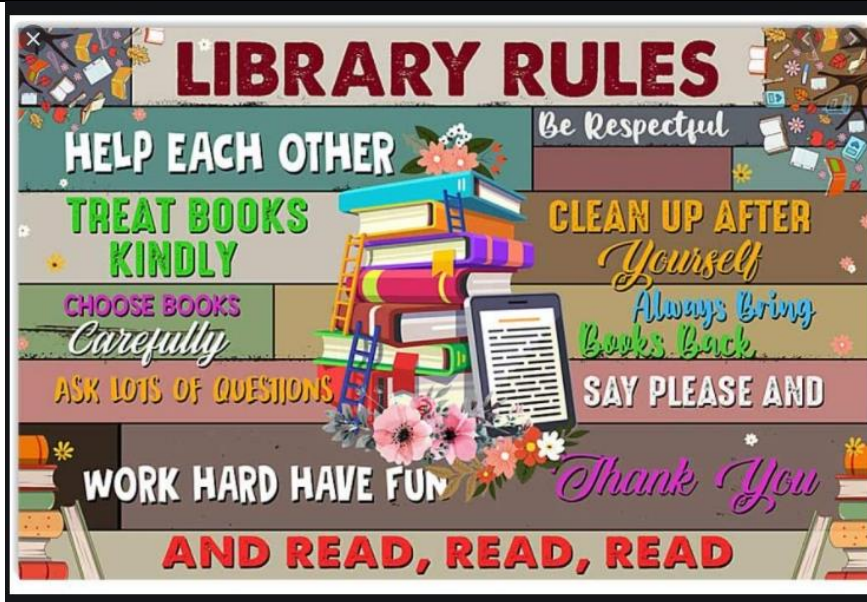
<https://www.worldbookday.com/online-masterclasses/>

There are downloadable activities, creative challenges, resources and extracts to go with each video.

3. Recreate a scene from your favourite book in a shoe box. You could bring them to school on Monday for us to guess your chosen story!



4. Set up a library, using your own books from home. Think about how you can organise your books. Could you divide them into fiction and non-fiction? Are there any by the same author? Can you make a poster with some rules for your library?



5. Finish off your World Book Day celebration by putting on your pyjamas, snuggling up with your teddy and a hot chocolate and enjoy reading your favourite book. 😊

Fabulous Friday

There will be a Class Worship TEAMS meeting today.

Rather than having formal home learning, on Fridays we would like you to have a day focusing on your wellbeing. Today you might like to plan a party for your family to celebrate the last day of home learning. Decide what you might like to eat - you might like to bake a cake, what games you might play and what songs you might dance to. There are other wellbeing ideas on Teams that you could try or you might have your own ideas. 😊

Extra Learning

Please do not worry if you are struggling to get through all these lessons at home. Children in Reception learn through play so as long as they are playing, they are progressing! 😊 Play hide and seek, bake a cake, play board games, make a den, build some lego, hunt for minibeasts, have a tea party, put on a puppet show, make some friendship bracelets, paint some rocks, create your own monster .. use your imagination and have lots of fun!

Here are a few more websites containing fun activities for whilst you are at home:

Mini Music Maker Manchester. Have a look here:

<https://youtu.be/7ngv0Cor4iA>

Draw with Rob is such fun! I would definitely recommend having a look:

<http://www.robiddulph.com/draw-with-rob>

The following website has lots of non-fiction reading material to support reading at home.

<https://readon.myon.co.uk>

Oliver Jeffers has read lots of his lovely books. Enjoy!

<https://www.oliverjeffers.com/books#/abookaday>

Julia Donaldson and her husband sing some of their songs about the stories here:

<http://www.juliadonaldson.co.uk/songs.php>

There are live cameras at Edinburgh Zoo so that the children can watch the pandas, penguins etc. :)

<https://www.edinburghzoo.org.uk/webcams/panda-cam>

Every day an audio story will be added to the David Walliams site. Each one is from The World's Worst Children.

<https://www.worldofdavidwalliams.com>

There are also good worksheets and resources at Twinkl. Their Twinkl Go interactive resources are currently free:

<https://www.twinkl.co.uk>

Phonicsplay also contains some lovely games to play too:

<https://www.phonicsplay.co.uk>

Oak Academy have lots of relevant lessons, differentiated for each year group:

<https://classroom.thenational.academy/>

BBC Bitesize clips are excellent:

<https://www.bbc.co.uk/bitesize/dailylessons>

There is even a good excuse to turn the telly on as primary programmes will be broadcast on CBBC from 09:00 every day. These will include BBC Live Lessons and BBC Bitesize Daily as well as Our School, Celebrity Supply Teacher, Horrible Histories and Operation Ouch.

Please don't hesitate to get in touch if you need any information, support or advice.

Take care and stay safe,

Mrs Nowell xxx

[\(sophienowell@st-marys-sabden.lancs.sch.uk\)](mailto:sophienowell@st-marys-sabden.lancs.sch.uk)