



## Reception

Monday

**Maths:** Please continue to look at the Maths activities and games on [whiterosemaths.com/homelearning/](http://whiterosemaths.com/homelearning/), [www.topmarks.co.uk](http://www.topmarks.co.uk) and also keep working on Numbots. Try to keep maths activities as practical as possible for Reception.

**Challenge:** Cut out some rectangles to make an addition game. On half of the rectangles write an addition e.g.  $3+4$  on the other pieces write corresponding answers e.g. 7.

Explain how they can work out the answer using small objects as counters.

Encourage your child to play different matching games with these (you could use them again during the week).

Can they match all the pairs?

Turn the cards over and make it into a memory game to pick matching pairs.

Hide them around the room how quickly can they find them all?

3+2

**English:**

**Reading:** Try to read every day. This can be a school reading book, a book of your choice from your collection at home or a comic.

Please do use the Oxford Owl website, it really is a brilliant site. In the parents section there are some interactive games that your child could try too. (To log in: 'My Class Login', add 'awesome class 1' and 'Elmer'.)

**Phonics:** Use the Teach Your Monster to Read App and the Monster Phonics App to work through some of the phonics games, daily.

Please also keep working on spelling some of the high frequency words on the word card that we sent home. Try to apply the words in sentences too. Phonicsplay is another excellent site containing phonics activities and games. Phonicsbloom has some fun free games too. Please concentrate on Phase 3 and 4 phonic games.

**Writing:**

Watch and listen to the short version of Teddy Bear Picnic on CBeebies with Ferne and Rory:

<https://www.bbc.co.uk/cbeebies/watch/my-pet-and-metteddy-bear-picnic>. Has your child ever been on a picnic? Recall and discuss any picnics you have shared. Tell your child that you will be holding your very own teddy bears' picnic at the end of the week! You will need to plan who to invite and what to eat, but first, spend some time practising the song! You can read the lyrics to the song and sing along here: <https://www.youtube.com/watch?v=A12LP1aqSA8> (Note: contains some American spelling).

**RE:** Ask your child if they know how to swim? Can they float?

	<p>Watch or read 'Jesus walks on water':  <a href="https://www.youtube.com/watch?v=D0m3DocgFkM">https://www.youtube.com/watch?v=D0m3DocgFkM</a></p> <p>Immediately he made the disciples get into the boat and go before him to the other side, while he dismissed the crowds. After he had dismissed the crowds, he went up on the mountain by himself to pray. When evening came, he was there alone, but the boat by this time was a long way from the land, beaten by the waves, for the wind was against them. In the fourth watch of the night he came to them, walking on the sea. But when the disciples saw him walking on the sea, they were terrified, and said, "It is a ghost!" and they cried out in fear. But immediately Jesus spoke to them, saying, "Take heart; it is I. Do not be afraid." Peter answered him, "Lord, if it is you, command me to come to you on the water." He said, "Come." So Peter got out of the boat and walked on the water and came to Jesus. But when he saw the wind, he was afraid, and beginning to sink he cried out, "Lord, save me." Jesus immediately reached out his hand and took hold of him, saying to him, "O you of little faith, why did you doubt?" And when they got into the boat, the wind ceased. Those in the boat worshiped him, saying, "Truly you are the Son of God."</p> <p>Activity- Act out the story and discuss it. Make your own picture of Jesus walking on water and try to write a sentence about it.</p>
<p>Tuesday</p>	<p><u>Maths</u>: Please continue to look at the Maths activities and games on <a href="http://whiterosemaths.com/homelearning/">whiterosemaths.com/homelearning/</a>, <a href="http://www.topmarks.co.uk">www.topmarks.co.uk</a> and also keep working on Numbots. Try to keep maths activities as practical as possible for Reception.</p> <p>Challenge: Play the Top Marks Game – Robot Addition  <a href="https://www.topmarks.co.uk/addition/robot-addition">https://www.topmarks.co.uk/addition/robot-addition</a></p> <p>You could use small objects as counters to help work out the answer or, if you are feeling really clever, count on along the number line to work out the answer.</p> <p><u>English</u>:</p> <p><u>Reading</u>: Try to read every day. This can be a school reading book, a book of your choice from your collection at home or a comic. Please do use the Oxford Owl website, it really is a brilliant site. In the parents section there are some interactive games that your child could try too. (To log in: 'My Class Login', add 'awesome class 1' and 'Elmer'. )</p> <p><u>Phonics</u>: Use the Teach Your Monster to Read App and the Monster Phonics App to work through some of the phonics games, daily. Please also keep working on spelling some of the high frequency words on the word card that we sent home. Try to apply the words in sentences too. Phonicsplay is another excellent site containing phonics activities and games. Phonicsbloom has some fun free games too. Please concentrate on Phase 3 and 4 phonic games.</p> <p><u>Writing</u>: Who shall we invite to our teddy bears' picnic? Ask your child to choose three or four of their favourite toys/bears. When they have chosen them, talk about what is special about each toy/bear. Can your child remember when they got it or from whom it was a gift? It would be lovely if other family members could talk about their own favourite toy/bear from when they were little. You could search for an image on the internet to show your child or, even better, you might still have it! Encourage family and friends to</p>

join in this conversation via a video call etc. Once the toy/bear guests are finalised, fold some card or paper to make place labels for the picnic. Use your phonics to help you spell each of the sounds.

Topic – Art

Last week, the children at school enjoyed pretending to be witches and magicians, making magic wands and casting spells at play times. I think that the children at home would enjoy this activity too:

We all know that being a magician is all about the magic wand! The magic wand is part of the identity of a magician. Whilst out on your walks see if you can create your own magical wand by following these steps:

1. Choose a stick from the woodland floor, about the length of your arm.
2. Wind double-sided tape or twist normal tape around one end of the stick so that it is sticky.
- 3 Collect some magical things (natural items) and stick them on to your wand. Each special thing adds to the magic.
- 4 Invent a magic word or rhyme.
- 5 Spells are created by saying the magic word or rhyme with the wand in contact with the earth.

Have fun but please don't turn me in to a frog! ☺



Wednesday

Maths: Please continue to look at the Maths activities and games on [whiterosemaths.com/homelearning/](http://whiterosemaths.com/homelearning/), [www.topmarks.co.uk](http://www.topmarks.co.uk) and also keep working on Numbots. Try to keep maths activities as practical as possible for Reception.

Challenge: Subtraction- in practical contexts, explore subtraction number stories.

E.g. I have 8 stones in my bucket. I take 3 out. How many are left in the bucket?

I have 6 apples in a row. 2 roll away. How many are left?

Encourage your child to find ways to record their work- they could use pictures or numbers.

English:

Reading: Try to read every day. This can be a school reading book, a book of your choice from your collection at home or a comic. Please do use the Oxford Owl website, it really is a brilliant site. In the parents section there are some interactive games that your child could try too. (To log in: 'My Class Login', add 'awesome class 1' and 'Elmer'. )

Phonics: Use the Teach Your Monster to Read App and the Monster Phonics App to work through some of the phonics games, daily. Please also keep working on spelling some of the high frequency words on the word card that we sent home. Try to apply the words in sentences too. Phonicsplay is another excellent site containing phonics activities and games. Phonicsbloom has some fun free games too. Please concentrate on Phase 3 and 4 phonic games.

Writing: Time to make your invitations! Ask: what do your teddy bears/toys need to know? (Talk about this with your child, e.g. day, time, place. To help your child, you could write these headings for them to complete). What else do we need to include? E.g. Dear... love from... How shall we decorate our invitations? With an adult, have a look online for some party invitations to help you with ideas. You might choose to design and make one invitation for all the toys, or you might be feeling keen and want to create one for each of them – it's up to you! When you have written your invitation(s), use colour and any craft materials available to make your invitation(s) as attractive as possible.


Topic: PSHE

This week I would like you to think about 'appreciating ourselves and others'. Watch the film 'I like Myself':

<https://www.youtube.com/watch?v=kTLxkMa0XDk>.

This is a story about liking ourselves and our differences!

Draw a picture of yourself and name 2 things you like about you. Draw a picture of someone in your family or a friend and name 2 things you like about him or her. Talk about one thing you have learned from someone else who is different from you and one thing that you might have taught someone else.



Thursday

**Maths:** Please continue to look at the Maths activities and games on [whiterosemaths.com/homelearning/](http://whiterosemaths.com/homelearning/), [www.topmarks.co.uk](http://www.topmarks.co.uk) and also keep working on Numbots. Try to keep maths activities as practical as possible for Reception.

**Challenge:** Demonstrate what 5-2 means using real objects.

Use objects to demonstrate different subtractions until your child is confident finding the answer then show how they could count back on a number line. Create a set of subtraction cards like Monday's addition game. Again, find matching pairs, play hide and seek with the cards etc.

**English:**

**Reading:** Try to read every day. This can be a school reading book, a book of your choice from your collection at home or a comic.

Please do use the Oxford Owl website, it really is a brilliant site. In the parents section there are some interactive games that your child could try too. (To log in: 'My Class Login', add 'awesome class 1' and 'Elmer'. )

**Phonics:** Use the Teach Your Monster to Read App and the Monster Phonics App to work through some of the phonics games, daily.

Please also keep working on spelling some of the high frequency words on the word card that we sent home. Try to apply the words in sentences too. Phonicsplay is another excellent site containing phonics activities and games. Phonicsbloom has some fun free games too. Please concentrate on Phase 3 and 4 phonic games.

**Writing:** 'There's lots of wonderful things to eat'. This is a line from the Teddy Bears' Picnic song. Talk about the wonderful things will you eat at your picnic. What do teddy bears like to eat? Children might know that Winnie the Pooh likes to eat honey and Paddington likes to eat marmalade sandwiches. You might like to include some of these in your picnic, but don't forget to include your favourites too! Listen to and enjoy again the 1950 Bing Crosby recording here: <https://www.youtube.com/watch?v=IrvkHAXnjzI>. Look at the images and spot all the ideas for picnic treats. Together, read and enjoy some picnic recipes online. There are plenty on the CBeebies and BBC Goodfood websites: <https://www.bbc.co.uk/cbeebies/curations/picnic-food-ideas>

<https://www.bbcgoodfood.com/recipes/collection/picnic-recipeskids>. Once you have decided what you will eat and drink, write a list

of all the things you will need to buy. Use your phonics to help you sound out and spell the words. Remember to allow time to make/bake any dishes for the picnic with an adult. Take photos of yourself baking and preparing the food too – this is half the fun!

### Topic – Geography

Around the World: What is a map? Explain that a map is a drawing of a place from high above. It is difficult and messy to show all the details on a map so mapmakers use symbols instead. This helps their maps be clear and easy to use. Maps use symbols to show where things are.

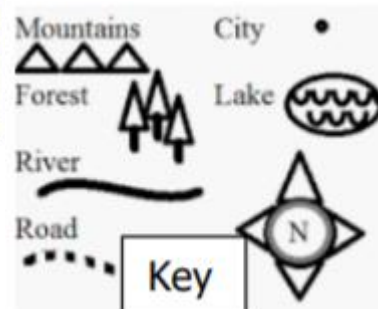
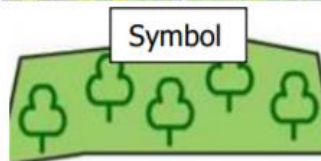
They show: Human features like roads, houses anything made by people.

Physical features like forests, rivers, beaches and anything natural.

When someone draws a map, they include a key. This is a little box with a list of the symbols and what they are so that anyone reading the map will know how to read it. Watch this video to find out a bit more about symbols and map keys:

<https://www.youtube.com/watch?v=oBzRq04rliY>


The 'map key' shows what the symbols mean. Here are some maps drawn by children. You could draw a map of somewhere you know well like your house, park, street, or get creative and draw a map of a magical land



Friday

Maths: Please continue to look at the Maths activities and games on [whiterosemaths.com/homelearning/](http://whiterosemaths.com/homelearning/), [www.topmarks.co.uk](http://www.topmarks.co.uk) and also keep working on Numbots. Try to keep maths activities as practical as possible for Reception.

Challenge: Puzzle!



Teddy Bear's Picnic Problem: Two teddies go on a picnic. They have 7 strawberries.

How many different ways can they share the strawberries out? Is it fair?

Which bear has the most / fewest? How many more does it have? Etc.

Can your child find a way to record their ideas?

Explore a similar problem with 8 tomatoes etc.

English:

Reading: Try to read every day. This can be a school reading book, a book of your choice from your collection at home or a comic.

Please do use the Oxford Owl website, it really is a brilliant site. In the parents section there are some interactive games that your child could try too. (To log in: 'My Class Login', add 'awesome class 1' and 'Elmer'.

Phonics: Use the Teach Your Monster to Read App and the Monster Phonics App to work through some of the phonics games, daily.

Please also keep working on spelling some of the high frequency words on the word card that we sent home. Try to apply the words in sentences too. Phonicsplay is another excellent site containing phonics activities and games. Phonicsbloom has some fun free games too. Please concentrate on Phase 3 and 4 phonic games.

Writing: Picnic time! Today is the day to have your teddy bears' picnic. Don't worry if it's too cold or rainy – indoor picnics are fun too! Remember to set the places with your name labels, plates, cups, cutlery and all your tasty food! Take some photographs of your picnic and if you can, print them out and write a/some sentence(s) about your picnic later on. When you have eaten, settle your toys down and read them your favourite story about bears. You could sing the Teddy Bears' Picnic song with your toys too.

Topic: PE

Be active! Have a look at the PE challenges on the school website for you to try at home, as part of the Lancashire Schools' Stay at Home Programme. You could also use the Go Noodle website for some fun dancing songs and activities. Don't forget the daily PE with

	<p>Joe Wicks which is live every morning at 9am. There are also lots of mindfulness, yoga routines available on the internet. Spend time, collecting your thoughts, relaxing, whilst keeping strong. If you enjoyed it two weeks ago, why not have another Sports Day?! Look on the school website for inspiration. 😊</p>
<p><b>Top Terrific Task</b></p>	<p>This <b>task</b> must be done this week.</p> <p><u>RE:</u> Ask your child if they know how to swim? Can they float?          Watch or read 'Jesus walks on water':  <a href="https://www.youtube.com/watch?v=D0m3DocgFkM">https://www.youtube.com/watch?v=D0m3DocgFkM</a></p> <p>Immediately he made the disciples get into the boat and go before him to the other side, while he dismissed the crowds. After he had dismissed the crowds, he went up on the mountain by himself to pray. When evening came, he was there alone, but the boat by this time was a long way from the land, beaten by the waves, for the wind was against them. In the fourth watch of the night he came to them, walking on the sea. But when the disciples saw him walking on the sea, they were terrified, and said, "It is a ghost!" and they cried out in fear. But immediately Jesus spoke to them, saying, "Take heart; it is I. Do not be afraid." Peter answered him, "Lord, if it is you, command me to come to you on the water." He said, "Come." So Peter got out of the boat and walked on the water and came to Jesus. But when he saw the wind, he was afraid, and beginning to sink he cried out, "Lord, save me." Jesus immediately reached out his hand and took hold of him, saying to him, "O you of little faith, why did you doubt?" And when they got into the boat, the wind ceased. Those in the boat worshiped him, saying, "Truly you are the Son of God."</p> <p>Activity- Act out the story and discuss it. Make your own picture of Jesus walking on water and try to write a sentence about it.</p> <p>Once you have done it please email a photo of your work to me on <a href="mailto:sophienowell@st-marys-sabden.lancs.sch.uk">sophienowell@st-marys-sabden.lancs.sch.uk</a> I will send you a message back about your work 😊</p> <p>If I haven't got it by next Friday I will send your parents a quick email to see if you need any help with the task.</p>
<p><b>Extra Learning</b></p>	<p>Play hide and seek, bake a cake, play board games, make a den, build some lego, have a tea party, put on a puppet show, make some friendship bracelets, paint some rocks, create your own monster ..... use your imagination and have lots of fun!</p> <p>Here are a few more websites containing fun activities for whilst you are at home. Please do let me know if you have found some others that you would like to share:</p> <p>Robyn recommends the resource from:</p>



[www.learnenglishkids.co.uk](http://www.learnenglishkids.co.uk)

Mini Music Maker Manchester! Have a look here:

<https://youtu.be/7ngv0Cor4iA>

Draw with Rob is such fun! I would definitely recommend having a look, if you have not already:

<http://www.robbiddulph.com/draw-with-rob>

The following website has lots of non-fiction reading material to support reading at home.

<https://readon.myon.co.uk>

Oliver Jeffers is reading one of his lovely stories at 6pm every day, then uploading it at the following address. Enjoy!

<https://www.oliverjeffers.com/books#/abookaday>

Julia Donaldson and her husband are singing some of their songs about the stories here:

<http://www.juliadonaldson.co.uk/songs.php>

There are live cameras at Edinburgh Zoo so that the children can watch the pandas, penguins etc. :)

<https://www.edinburghzoo.org.uk/webcams/panda-cam>

The Scouts have released 100 activities to try with your family.

<https://www.scouts.org.uk/the-great-indoors>

Every day an audio story will be added to the David Walliams site. Each one is from The World's Worst Children.

<https://www.worldofdavidwalliams.com>

There are also good worksheets and resources at Twinkl:

<https://www.twinkl.co.uk>

Phonicsplay also contains some lovely games to play too:

<https://www.phonicsplay.co.uk>

Try [www.phonicsbloom.co.uk](http://www.phonicsbloom.co.uk) too.

Keep in touch to let me know what you are up to and please send me photos! Please comment on our page on the website. 😊

Please don't hesitate to get in touch if you need any information or advice.  
Missing you all.

Take care and stay safe xxx  
Mrs Nowell

([sophienowell@st-marys-sabden.lancs.sch.uk](mailto:sophienowell@st-marys-sabden.lancs.sch.uk))