



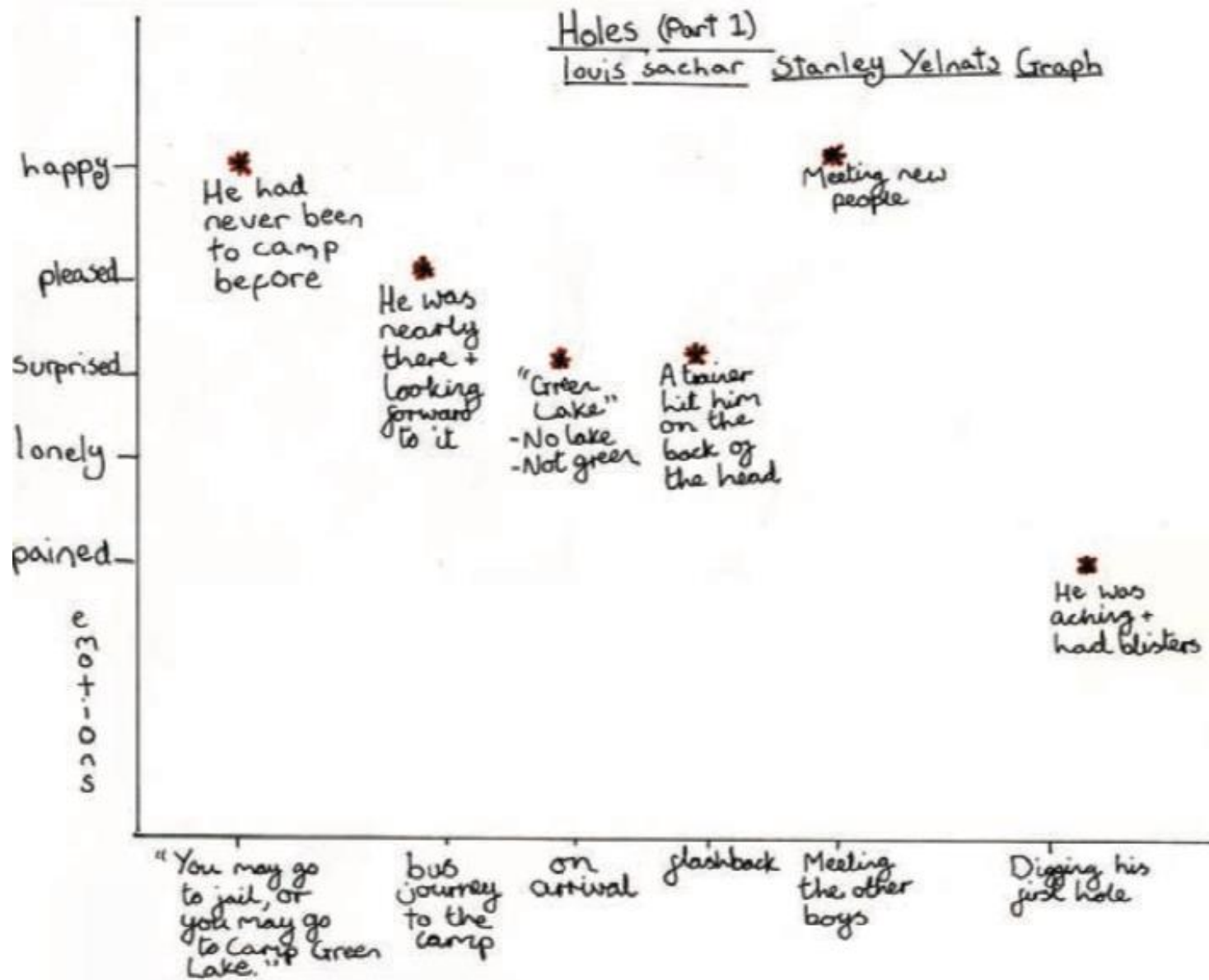


Years 5 and 6

Years 5 and 6	
Monday	<p><u>Maths:</u> <u>TT Rockstars:</u> Try some daily rockstars. Can you challenge other children to battles and can you improve your time and score? <u>My Maths:</u> There are plenty of tasks on My Maths for you to complete. I'm checking the activities online myself and know that there are a number for you to choose from! <u>Activity:</u> https://www.solveemoji.com/Puzzle/ Try some of the solveemoji puzzles on this website. We have completed some of these in class. You can choose whether to try easy or harder ones. Think about BODMAS/BIDMAS and think about whether there are any tricks in the pictures!</p>
	<p><u>English:</u> <u>Reading:</u> Try to read some of your book every day. When you finish a book, complete a book review in your green book. <u>SPAG:</u> Use spag.com and choose a task that you would like to complete. <u>Writing:</u> Complete a role in the wall task for either Jesus or Judas. Think about the events of Easter week and how both men would have been feeling. Draw a person outline. On the inside think about the feelings that Jesus or Judas would have been having. On the outside, write about their actions and the things that they did.</p>
	<p><u>Topic:</u> Create a timeline of Easter week. You could do this in one go or build it up throughout the week. Write a little bit about each day's events (you may need to use a Bible or the internet to help you with this). This would include Palm Sunday, Monday, Tuesday, Wednesday, Maundy Thursday, Good Friday, Saturday and Easter Sunday. You could do this in your home learning book or create a timeline using Purple Mash's 'Book review timeline'. You will need to search for this on Purple Mash if you would like to present it this way (It is not one that I can set as a 2do task) but the choice is yours.</p>
Tuesday	<p><u>Maths:</u> <u>TT Rockstars:</u> Try some daily rockstars. Can you challenge other children to battles and can you improve your time and score? <u>My Maths:</u> There are plenty of tasks on My Maths for you to complete. <u>Activity:</u> Can you collect some data either of people in your house or through asking your friends/family through messaging/email about what their favourite chocolate is? You could link this to Easter egg flavours. Once you have collected the data, can you create a tally chart of your results? Remember to slash across the 5th tally.</p>
	<p><u>English:</u> <u>Reading:</u> Try to read some of your book every day. When you finish a book, complete a book review in your green book.</p>

	<p><u>SPAG:</u> Use spag.com and choose a task that you would like to complete.</p> <p><u>Writing:</u> Create a character emotion graph. We have done these before and they look like a maths graph. You need to think about the emotions that Jesus or Judas would have felt during the week and you plot points in the graph showing the emotions that they would have felt and at what points during the week. At the end of this document, there is an example that was created for the story of Holes. You will need to set yours out in a similar way but think of what Jesus or Judas would have been feeling.</p>
	<p><u>Topic:</u> Consider the different textures of Easter e.g. softness of bread, liquid wine, sharpness of the crown of thorns, hardness of the wood, coldness of the stone, the points of the nails.... Can you create an Easter texture collage or decorate a large cross with the different textures. This can be made up of things around the house and garden. If it doesn't fit into your home learning book, you could always add a picture or send one to me.</p>
Wednesday	<p><u>Maths:</u> <u>TT Rockstars:</u> Try some daily rockstars. Can you challenge other children to battles and can you improve your time and score? <u>My Maths:</u> There are plenty of tasks on My Maths for you to complete. <u>Activity:</u> Use your results from yesterday's tally. Can you create a bar chart of your results? Remember to label the axis and colour the bars.</p>
	<p><u>English:</u> <u>Reading:</u> Try to read some of your book every day. When you finish a book, complete a book review in your green book. <u>SPAG:</u> Use spag.com and choose a task that you would like to complete. <u>Writing:</u> Create an Easter poem. This can be linked with the Easter story and the symbolism within it. You can type this up on Purple Mash if you want and I have set it up as a 2do called Easter Poster.</p>
	<p><u>Topic:</u> It is traditional for famous Christian leaders to give an Easter message to their worldwide congregations. Can you write your own Easter Message for our school, community or the world! You could record it as a video or write it as a speech/letter.</p>
Thursday	<p><u>Maths:</u> <u>TT Rockstars:</u> Try some daily rockstars. Can you challenge other children to battles and can you improve your time and score? <u>My Maths:</u> There are plenty of tasks on My Maths for you to complete. <u>Activity:</u> Could you draw the outline of an Easter egg? Draw a line down the middle. Complete a decoration on one side- then make the other side symmetrical (a mirror image).</p>
	<p><u>English:</u> <u>Reading:</u> Try to read some of your book every day. When you finish a book, complete a book review in your green book. <u>SPAG:</u> Use spag.com and choose a task that you would like to complete. <u>Writing:</u> Retell the Easter story. Write about the events from the week along with the importance of the events. You could even type this up and email a copy to me.</p>

	<p><u>Topic:</u> Create a piece of Easter art based on the crucifix. Could you paint/colour it in an unusual way? Could you add a creative background to it? Could it be displayed in a window for others to see? Could you split the crucifix or background into sections and create images representing Easter week in the sections?</p>
<p>Friday</p>	<p><u>Good Friday</u></p> 
<p>Extra Learning</p>	<p>At the end of each day, keep trying to write down 3 positive things that have happened. You can record these in your home learning book. You could also ask the adults in your house to do the same thing.</p> <p>I stumbled across this website https://www.wizardingworld.com/collections/harry-potter-at-home and thought it might be a nice one for Harry Potter fans to explore!</p> <p> In class, we have looked at and used 'The Reading Realm' app which has been created by a teacher. The app is £2.99 to download and has lots of stories and comprehension type activities. (You do <u>not</u> need to buy the app to use the daily videos and activities). He has a website called www.thereadingrealm.co.uk and he has two Facebook pages and on one of the pages, (that uses the picture at the start of the information), he is doing daily videos for home learning and ideas to go with them. There is more information on his website about this. Take a look and see what he's up to!</p> <p>file:///Users/rebeccataylor/Desktop/Make%20a%20Paper%20Horse%20that%20WALKS!%20-%20Frugal%20Fun%20For%20Boys%20and%20Girls.webarchive Here is a website for a STEM activity which asks you to make a paper horse that moves. Can you try it?</p>



An example of an emotions/feelings graph.